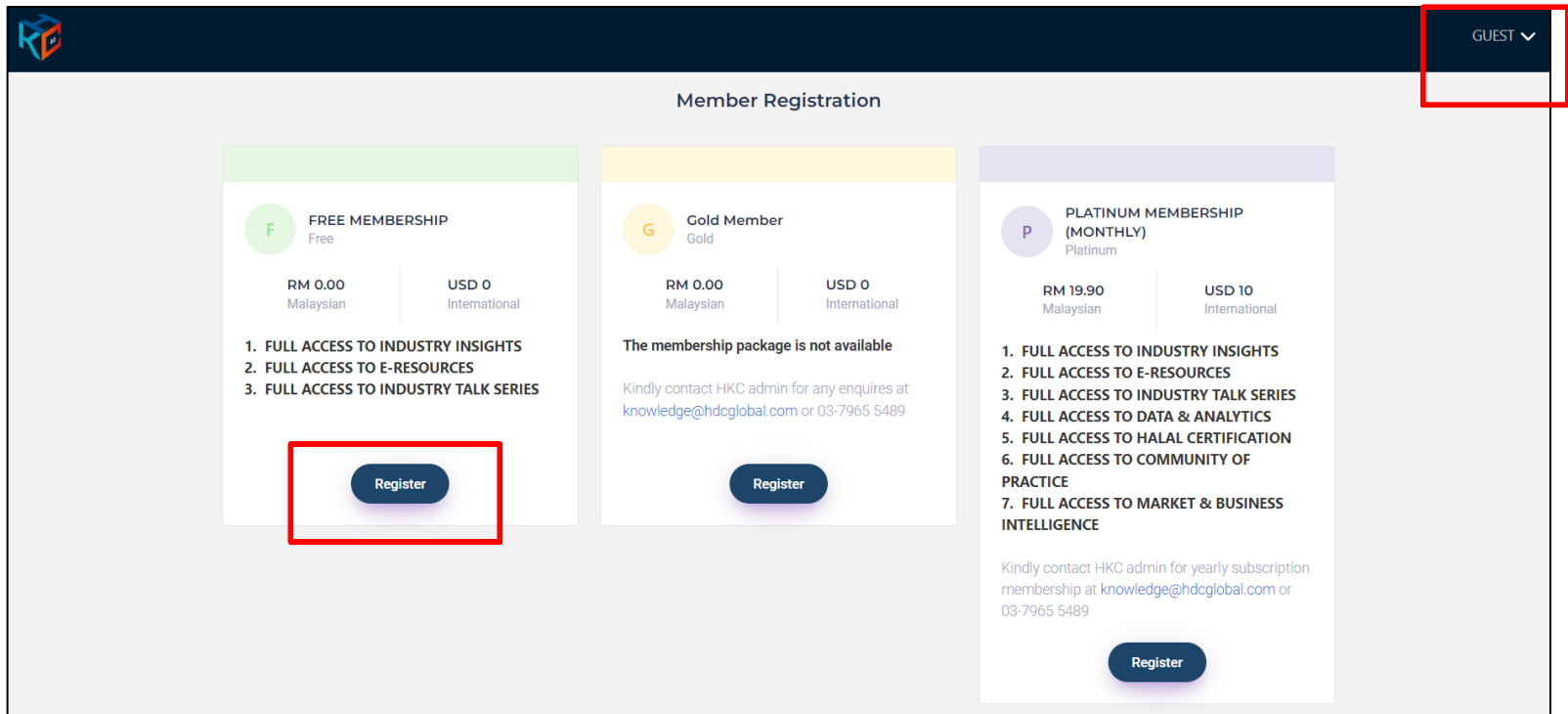


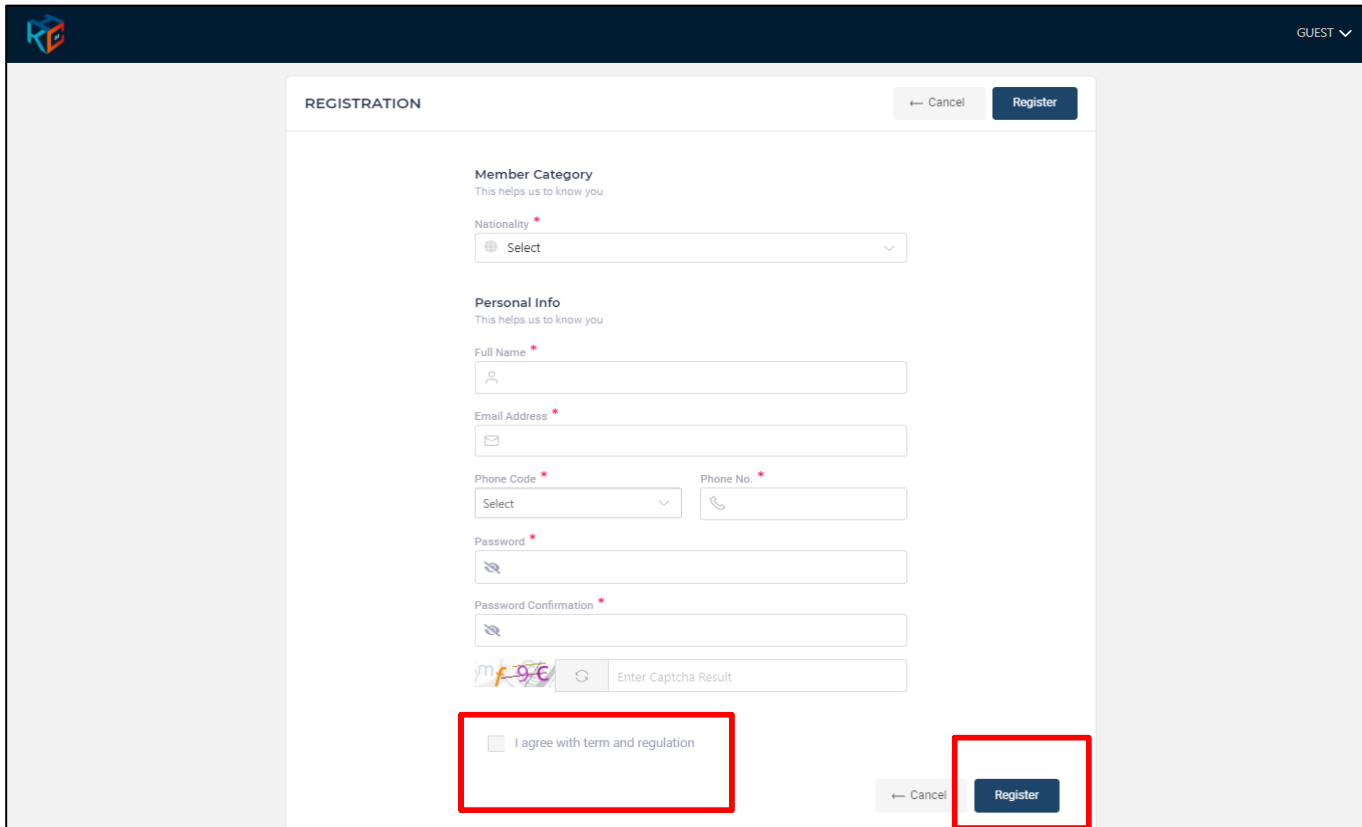
1. Registration for HKC Free Member – Sign Up

- a. Action by : Participant
- b. Instruction : Click GUEST, choose sign up and click register button for free membership.
- c. Expected Result :



2. Registration Form

- a. Action by : Participant
- b. Instruction : Fill up the form
 - Fill up all the required information and enter captcha
 - Tick the box of agree with term and regulation
 - Click register button
- c. Expected Result :

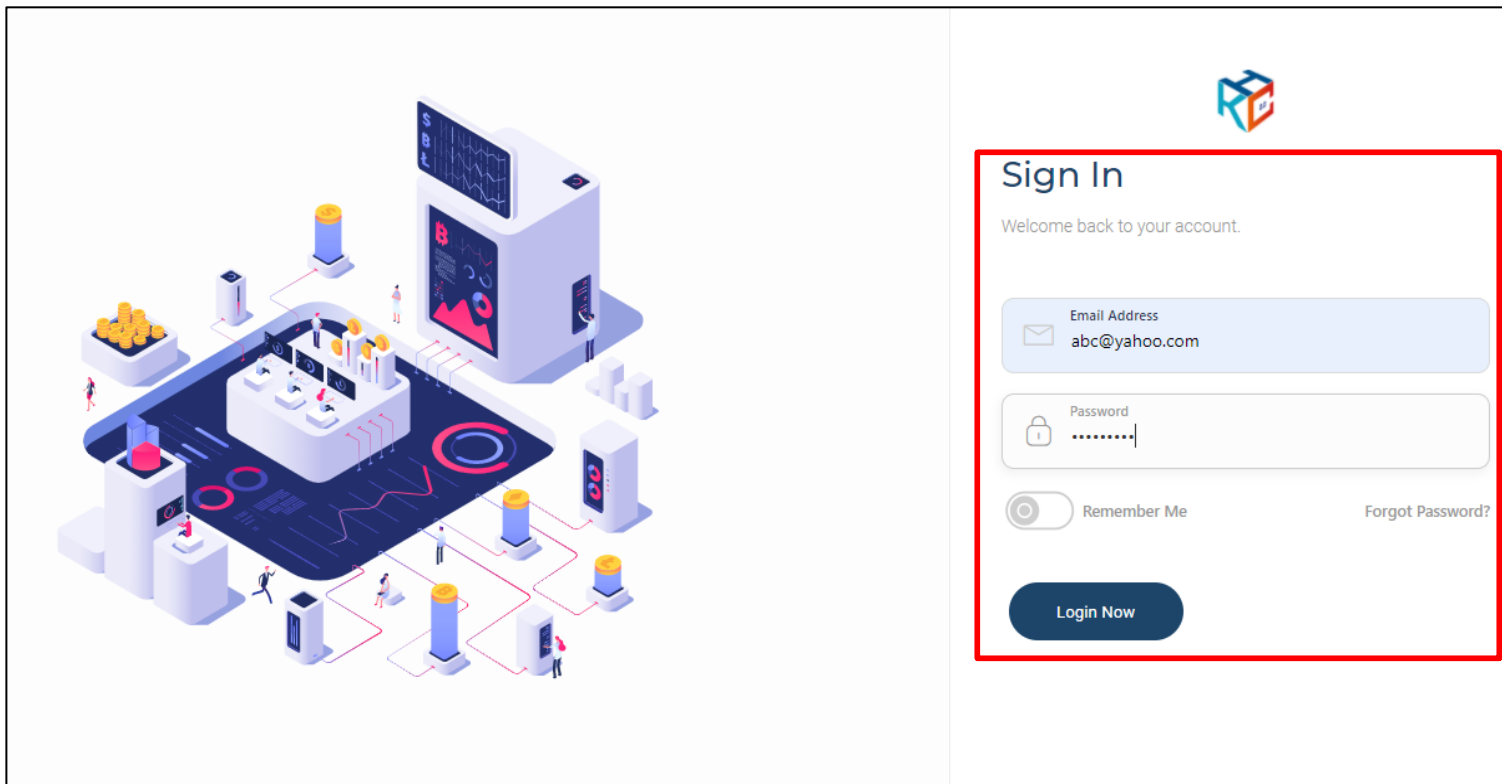



The screenshot shows a web-based registration form. At the top right, there is a 'GUEST' dropdown menu. The form is titled 'REGISTRATION' and has 'Cancel' and 'Register' buttons at the top right. The form fields are as follows:

- Member Category**: This helps us to know you. Includes a 'Nationality' dropdown menu with a 'Select' button.
- Personal Info**: This helps us to know you. Includes 'Full Name', 'Email Address', 'Phone Code' (dropdown), and 'Phone No.' (text input).
- Password**: Text input field.
- Password Confirmation**: Text input field.
- Captcha**: Includes a captcha image and an 'Enter Captcha Result' text input field.
- Agreement**: A checkbox labeled 'I agree with term and regulation' is highlighted with a red box.
- Buttons**: 'Cancel' and 'Register' buttons are at the bottom right, with the 'Register' button highlighted by a red box.

3. Activation HKC Account

- a. Action by : Participant
- b. Instruction : Received HKC account activation email, please click the link to activate your HKC account and Log in to activate
- c. Expected Result :



	User Guide	
	Doc Ref : UG-HKC.Membership.02	Version: 2.0
		Printed Date:
		Page No : 4 of 10

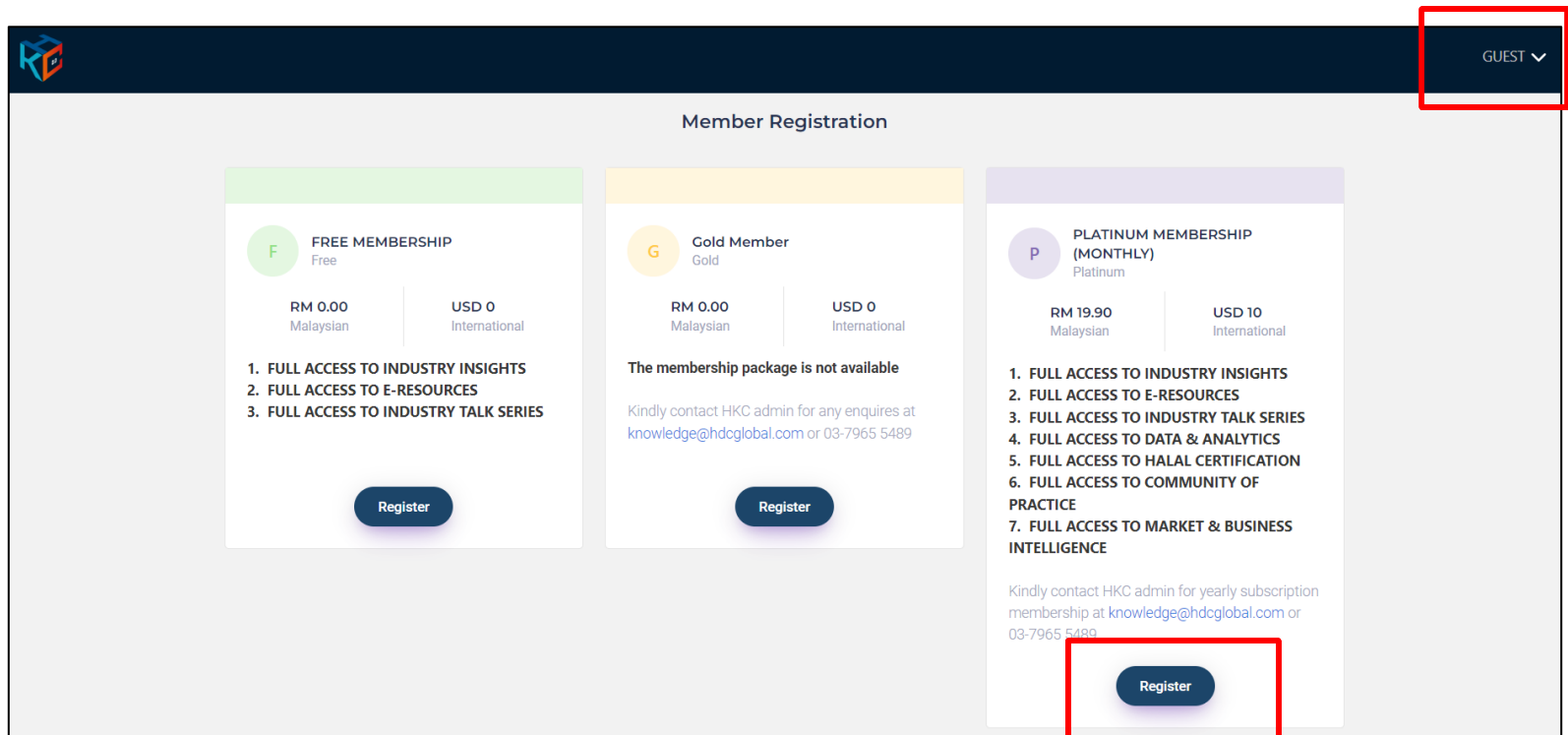
4. Successful HKC Account Activation

- a. Action by : Participant
- b. Expected Result :
 - Main page appear
 - Member may browse profile on top-right



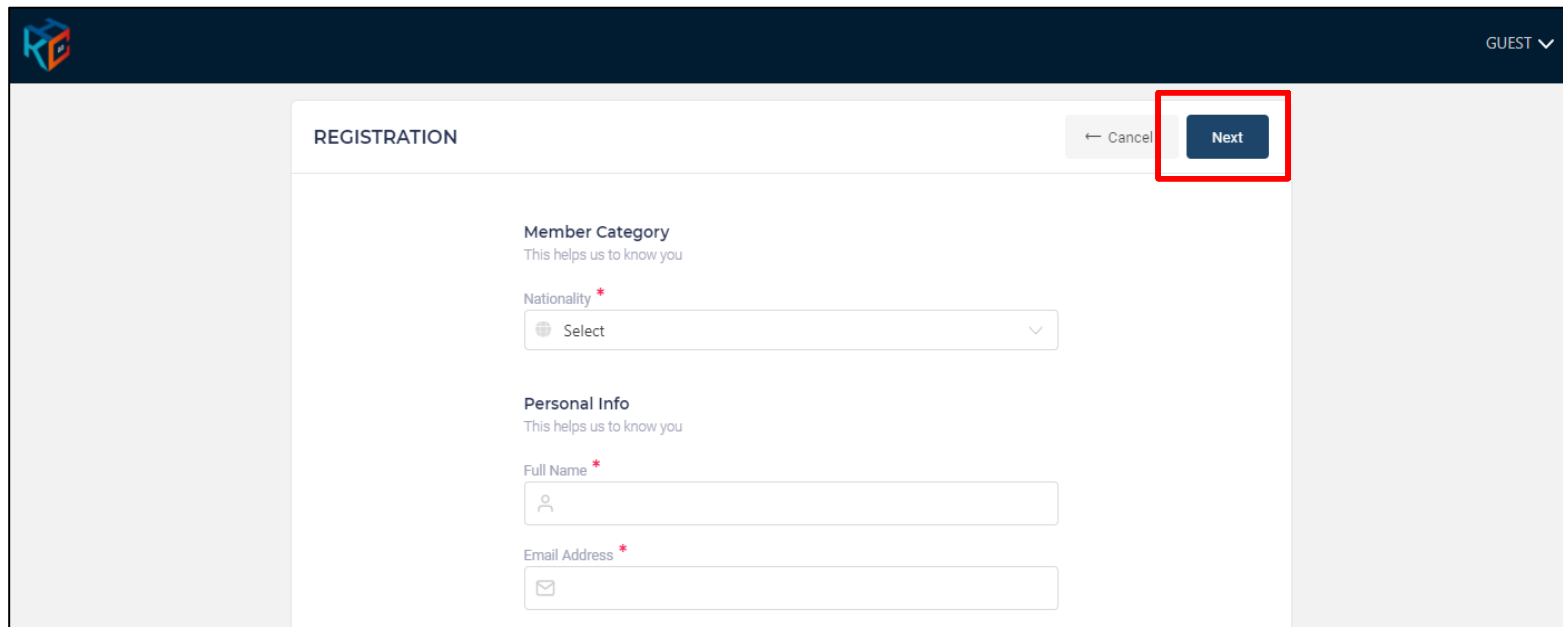
5. Registration for HKC Paid Member – Sign Up

- a. Action by : Participant
- b. Instruction : Click GUEST, choose sign up and click register button for your membership selection type. For yearly subscription please contact admin at knowledge@hdcglobal.com @ +603 7965 5489
- c. Expected Result :




6. Registration Form

- a. Action by : Participant
- b. Instruction : Fill up the form and click next button
- c. Expected Result :



The screenshot shows a web interface for a registration form. At the top left is the Halal Knowledge Centre logo. At the top right, it says 'GUEST' with a dropdown arrow. The main content area is titled 'REGISTRATION' and has a '← Cancel' button and a 'Next' button. The 'Next' button is highlighted with a red box. Below the title, there are three sections: 'Member Category' with a subtext 'This helps us to know you', 'Nationality' with a red asterisk and a dropdown menu showing 'Select', 'Personal Info' with a subtext 'This helps us to know you', 'Full Name' with a red asterisk and a text input field, and 'Email Address' with a red asterisk and a text input field.

	User Guide	
	Doc Ref : UG-HKC.Membership.02	Version: 2.0
		Printed Date:
		Page No : 7 of 10

7. Proceed for Payment

- a. Action by : Participant
- b. Instruction : Proceed for membership payment fee
 - Select payment method
 - Enter Captcha
 - Tick the term and regulation
 - Click proceed to make the payment
- c. Expected Result :

Subscription Details

Membership Package : PLATINUM MEMBERSHIP (MONTHLY)

Member Type : Malaysian

Amount : RM 19.90

IC Number :

Email : abc@yahoo.com

Nationality : Malaysia

Address : ABC
KOTA DAMANSARA
47810 PETALING JAYA
Selangor
Malaysia

Company/Organization Name : ABC FOOD


Profession: Executive

Division : DEFG

Payment

Payment Method Total Amount

Select **RM 19.90**

 Enter Captcha Result ↻

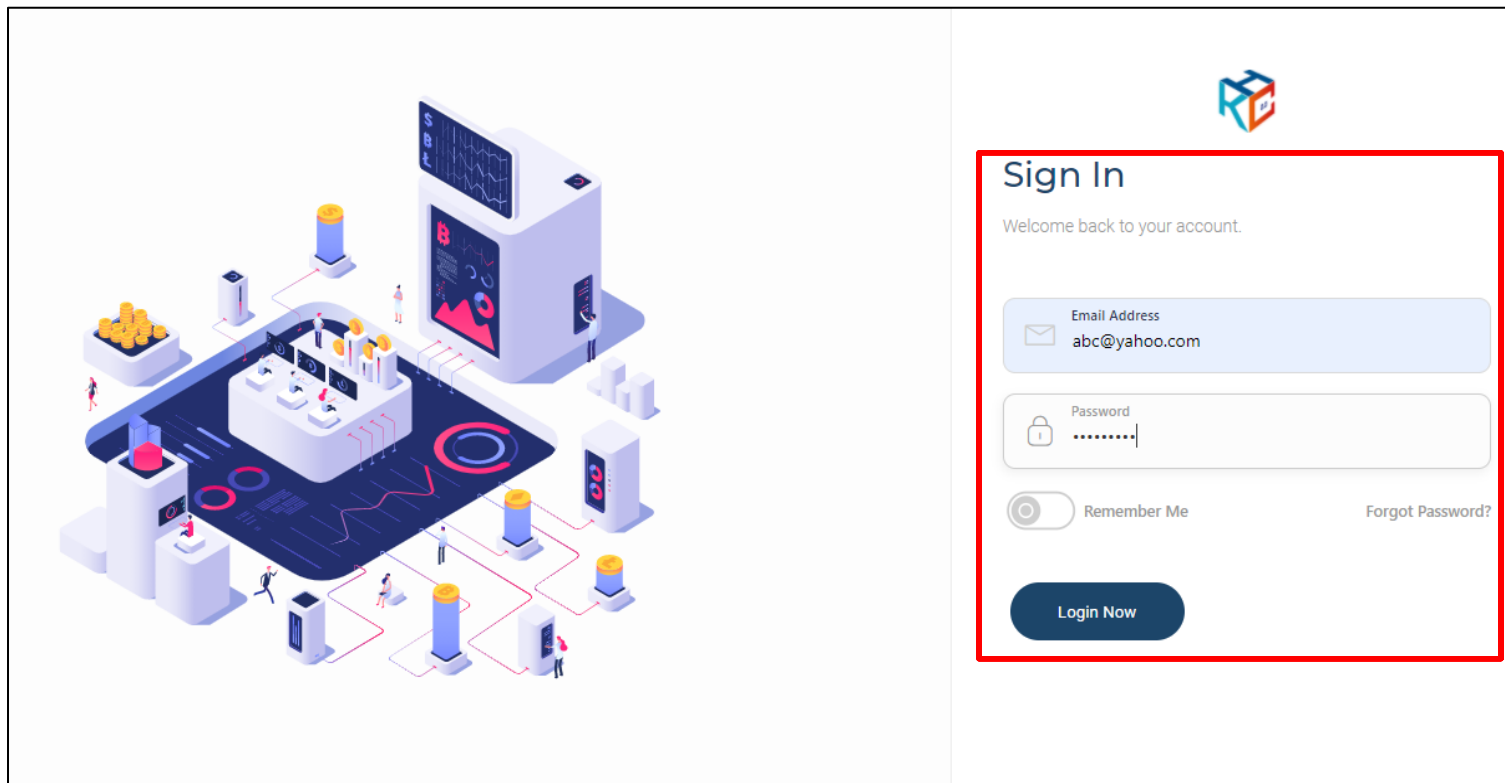
I agree with term and regulation


Proceed

Cancel

8. Activation HKC Account

- a. Action by : Participant
- b. Instruction : Received HKC account activation email, please click the link to activate your HKC account and Log in to activate
- c. Expected Result :



	User Guide	
	Doc Ref : UG-HKC.Membership.02	Version: 2.0 Printed Date:
		Page No : 9 of 10

9. Successful HKC Account Activation

- a. Action by : Participant
- b. Expected Result :
 - Main page appear
 - Member may browse profile on top-right





User Guide

Doc Ref : UG-HKC.Membership.02

Version: 2.0

Printed Date:

Page No : 10 of 10

For enquiries:

Halal Development Corporation Berhad (HDC)

+603 7965 5555 / +603 7965 5489

knowledge@hdcglobal.com